
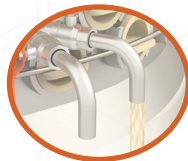


Radiclone™ Accessories

For time-saving maintenance
and smooth Radiclone operation

*A variety of functional
tools are available for all
Radiclone sizes.*



**Kadant offers various ergonomic accessories
manufactured of durable, high-quality materials
to resist chemicals and wear.**

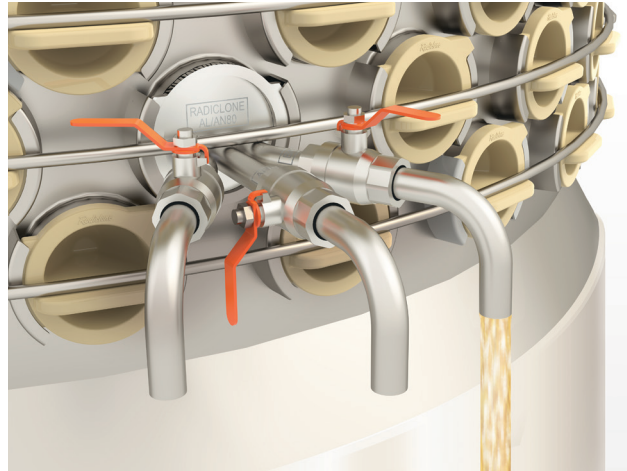
Radiclone Accessories

Consistency Sampler

For Effective Pulp Sampling

The consistency sampler provides an easy and cost-effective way of collecting feed, accept, and reject pulp samples directly from the Radiclone unit. All three samples can be taken from one single point. This reliable way of sampling ensures that a correct and representative pulp sample is taken each time.

The consistency sampler eliminates the need for costly service platforms and separate sampling valves on the feed, accept, and reject pipes. It is simply installed in one of the openings normally used for a hydrocyclone.



Service Platform

For Easy Accessibility

The service platform is recommended for Radiclone units AL80-400 and larger. It is a solid construction built in stainless steel. The maximum allowed load is 250 kg (550 lbs). The outer wheels, which are made of a durable chemically resistant material, are vertically adjustable to fit different Radiclone foundation heights.

The platform is delivered with a rail that is welded to the foundation ring of the Radiclone unit.

Lid Turner

Convenient Removal of Lids

Removing the hydroclone lids is easily done with the lid turning tool. The lids are turned 90° and then removed by using the same tool.



Inserter

Precise Mounting of Hydrocyclones

The common practice of using a hammer to install hydrocyclones is not only unprecise but may also cause damage to the hydroclone heads.

Kadant therefore offers a hydrocyclone inserter that ensures safe and precise mounting of hydrocyclones into the correct position in the Radiclone unit.


Precisely mounted hydrocyclones are also crucial for easy and time-saving mounting of the lids.

Extractor

Convenient Removal of Hydrocyclones

Extraction of hydrocyclones is made very easy when using this specially designed extraction tool. After removal of the lid, the extractor clamp is applied to the hydrocyclone head and the handles are pulled. The hydrocyclone is then simply removed by hand and laid aside.





Pneumatic Tool

Combined Hydrocyclone Inserter/Extractor


The pneumatically powered combined inserter/extractor tool is particularly useful for efficient service in larger systems. Changing between installation and extraction of hydrocyclones is easily done by shifting two different clamps.

The pneumatic tool is inserted into the Radiclone unit, and insertion or extraction of the hydrocyclone is effected by simply pressing the tool's trigger.

Balance Block & Extension Arm


For ease of handling Kadant recommends using a balance block hanging from an extension or fixing arm. The balance block allows the operator to position the pneumatic tool at any height for convenient insertion or extraction of hydrocyclones.

The arm is available in two different designs, depending on the Radiclone model.



Convenient use of the pneumatic tool together with a balance block and extension arm

Vacuum Breaker



Combined Vacuum Breaker / Air Bleed

This smart device is mounted on top of Radiclone units and serves primarily as a vacuum breaker or safety valve preventing Radiclone units and piping from damage when the system is stopped. When needed, it also works in the reverse way and allows the air to be expelled on start-ups.

During normal operation, the floatation body is kept in the sealed position by the inner pressure of the Radiclone. This device eliminates the need for costly air bleed piping and valves.

The combined vacuum breaker/air bleed is normally delivered with new Radiclone units but can also be installed on older units as a direct replacement for the original vacuum breaker.

The device can be mounted on Radiclone units AM80-50 and larger.

On shut-downs

Vacuum Breaker - Allows Air to Enter


As soon as the pump that feeds the Radiclone unit stops, the vacuum breaker automatically opens, and the floatation body falls down. This will effectively break the vacuum in the Radiclone and piping system.

On start-ups

Air Bleed - for Fast Elimination of Air


On start-ups, air in the piping system and the Radiclone units needs to be eliminated as quickly as possible.

The floatation body ensures effective air evacuation in the Radiclone unit and piping system and will tightly seal once all of the air has been evacuated and the Radiclone unit is completely hydraulically filled.



Fast elimination of air on start-ups.

Protection Shields



For a Safe Working Environment

As an alternative to safety hoops or safety grids, Kadant offers protection shields available for all types of Radiclone units. They are made in aluminium and are easily installed and lifted off by hand.

The protection shields offer highest personal protection.

All hydrocyclones and lids are easily accessible once the shields are lifted off, which takes only a few minutes. This shortens maintenance time considerably.

**Certified Parts and Service 24 Hour Hotline
for North America: 1-800-448-5422**



Shorten your downtime and reduce costs with efficient maintenance

The financial cost of downtime can be significant. Keeping downtime during maintenance stops as short as possible is therefore crucial for cost-effective production. At the same time, a safe working environment needs to be ensured.

The smart solutions offered by Kadant provide efficient and cost-saving Radiclone maintenance and operation, always with personal safety in mind.

Our team is there for you to help you improve Radiclone maintenance, and increase your savings.

For patent information about this and other Kadant products visit <https://kadant.com/en/patents>

KADANT

fiberprocessing.kadant.com Kadant is a global supplier of high-value, critical components and engineered systems used in process industries worldwide.

North America, Central America, and Japan:

Kadant Black Clawson LLC
1425 Kingsview Drive
Lebanon, OH 45036 USA
Tel: +1-513-229-8100
Email: info@kadant.com

China, Taiwan, and South Korea:

Kadant Fiberline (China) Co. Ltd.
STE 1960, Beijing Sunflower Tower
37 Maizidian Street, Chaoyang
District, Beijing 100125 China
Phone: +86-10-65813011/12/13
Email: Marketing.KFC@kadant.com

EMEA, APAC, and South America:

Kadant Lamort SAS
39, rue de la Fontaine Ludot,
B. P. 30046
Vitry-le-Francois cedex 51302
Phone: +33-26-74-80-80
Email: kadant.lamort@kadant.com

Kadant Noss AB
Malmgatan 25
602 23 Norrköping, Sweden
Phone: +46-(0)-11-23-15-00
Email: info.kadantnoss@kadant.com

Radiclone Accessories
©2024 Kadant Inc
01/2024